

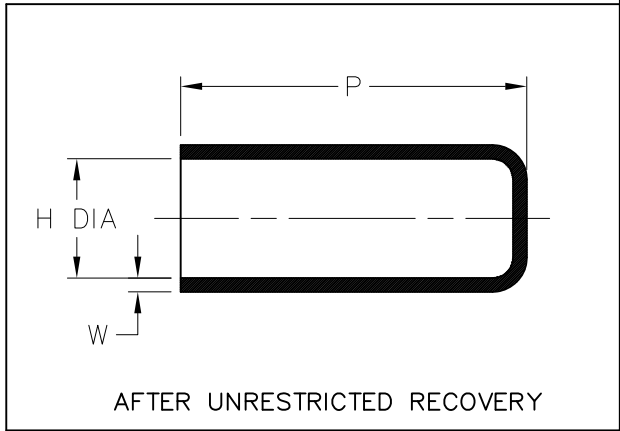
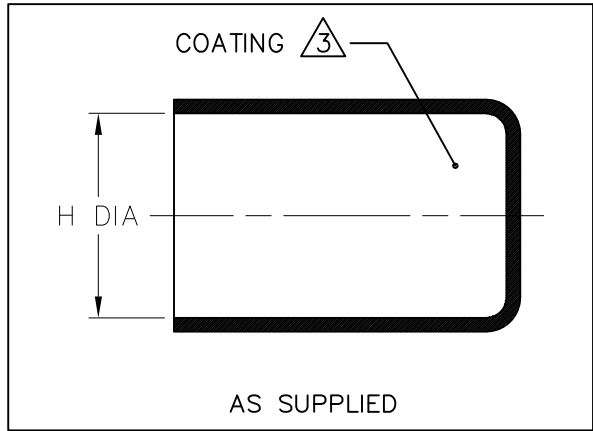
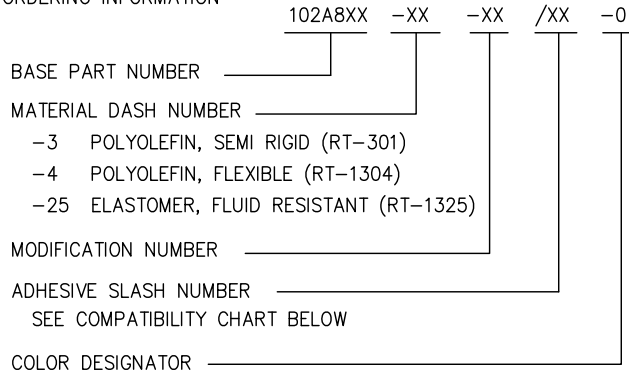
REVISIONS		
LTR	DESCRIPTION	DATE
E	REVISED PER ECO-11-000945	1/13/2011

NOTES

- ALL DIMENSIONS ARE IN $\frac{\text{INCHES}}{\text{[MILLIMETERS]}}$
- DIMENSIONS APPEARING IN TABLE ARE AS FOLLOWS:
 - a - AS SUPPLIED
 - b - AFTER UNRESTRICTED RECOVERY

3 COATING (ADHESIVE): IS OPTIONAL AS SUPPLIED DIMENSIONS APPEARING IN TABLE ARE FOR UNCOATED PARTS. WHEN COATING IS ADDED, ENTRY DIAMETER WILL BE REDUCED BY .06 MAX.

4. ORDERING INFORMATION



PART DESCRIPTION	H		P ±10%	W ±20%	RECOMMENDED CABLE RANGE
	MIN a	MAX b			
102A811	.80 [20,3]	.36 [9,1]	2.50 [63,5]	.08 [2,03]	.4-.8 [10,2-20,3]
102A822	1.20 [30,5]	.70 [17,8]	3.00 [76,2]	.08 [2,03]	.8-1.1 [20,3-27,9]
102A832	1.75 [44,5]	1.00 [25,4]	3.00 [76,2]	.09 [2,29]	1.1-1.7 [27,9-43,2]

If this document is printed it becomes uncontrolled. Check for the latest revision

CUSTOMER DRAWING

MATERIAL DASH NO.	ADHESIVE (COATING) SLASH NO.	ADHESIVE (COATING) S NO.
-3	/42; /86;	S-1017; S-1048;
-4	/42; /86;	S-1017; S-1048;
-25		

UNLESS OTHERWISE SPECIFIED DIMENSIONS ARE INCHES. METRIC DIMENSIONS ARE IN BRACKETS.
 DECIMAL TOLERANCES
 .XXX ± 0.005 [0.13 mm]
 .XX ± 0.01 [0.25 mm]
 .X ± 0.1 [0.50 mm]
 ANGLE TOLERANCE
 .X ± 1 DEG.
 TYCO ELECTRONICS RESERVES THE RIGHT TO AMEND THIS DRAWING AT ANY TIME. USERS SHOULD EVALUATE THE SUITABILITY OF THE PRODUCT FOR THEIR APPLICATION.

DRAWN
UNGUYEN
 APPROVED
DHURRELL
 THIRD ANGLE PROJECTION

Tyco Electronics
 Raychem Molded Parts
 305 Constitution Dr
 Menlo Park, CA 94025

TITLE
CAP, FLAT END

SIZE B CODE IDENT. NO. 06090 DWG. NO. 102A811thru865

DO NOT SCALE THIS DRAWING SHEET 1 OF 1