

ANGELETTE-M

~50° medium beam

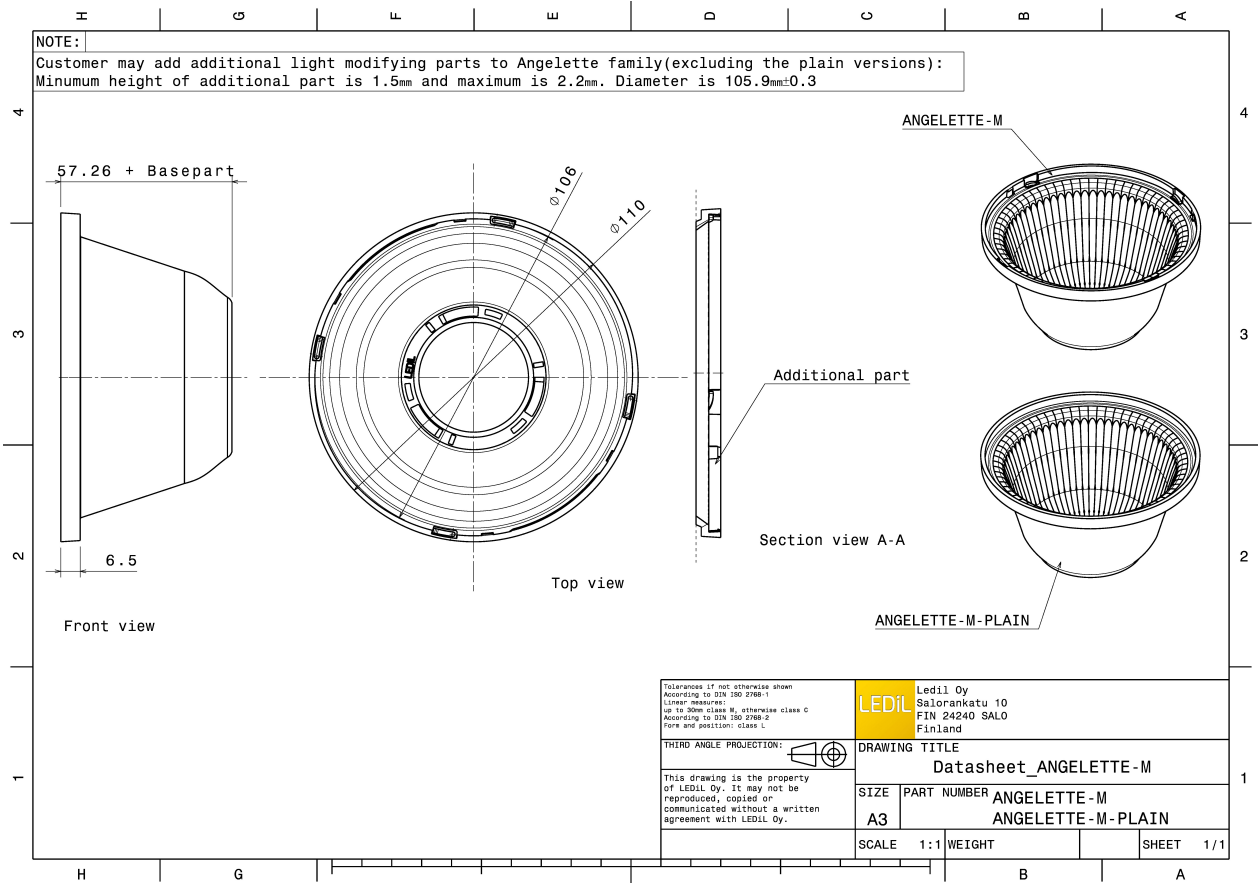
TECHNICAL SPECIFICATIONS:

| | |
|-----------------|--------------------|
| Dimensions | Ø 110.0 mm |
| Height | 57.3 mm |
| Fastening | socket |
| Colour | metal |
| Box size | 398 x 298 x 265 mm |
| Box weight | 7 kg |
| Quantity in Box | 160 pcs |
| ROHS compliant | yes ⓘ |


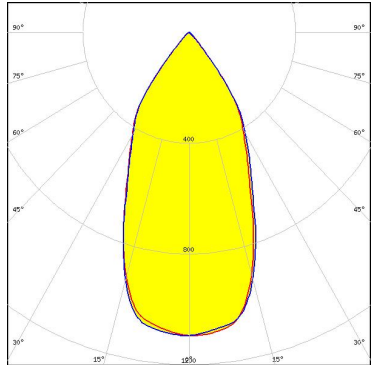

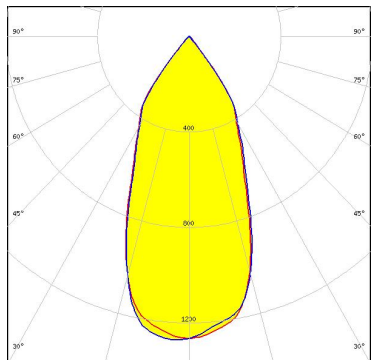

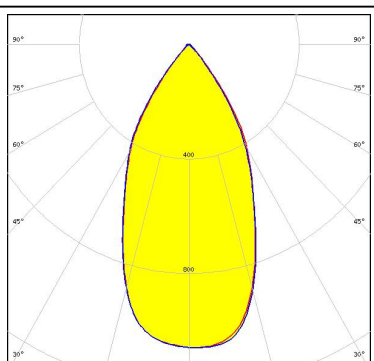

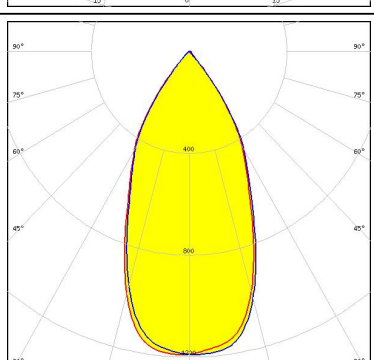


MATERIAL SPECIFICATIONS:


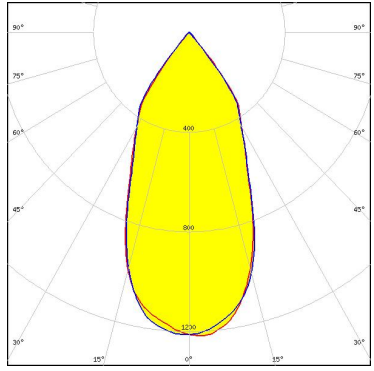

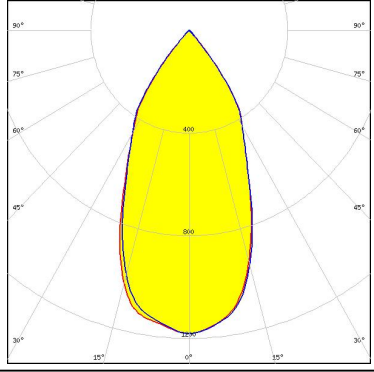

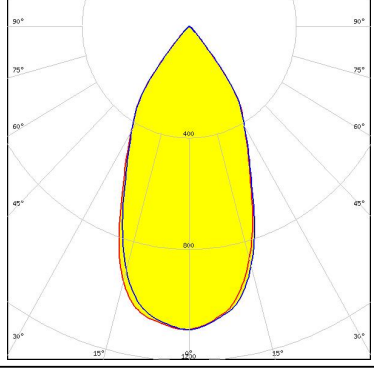

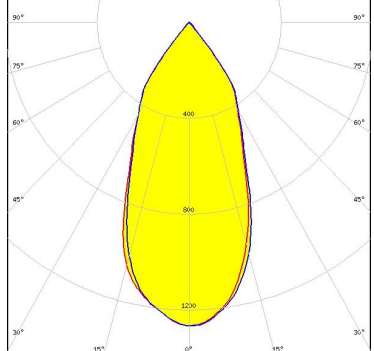
| Component | Type | Material | Colour | Coating |
|-------------|-----------|----------|--------|---------|
| ANGELETTE-M | Reflector | PC | metal | HMDS |




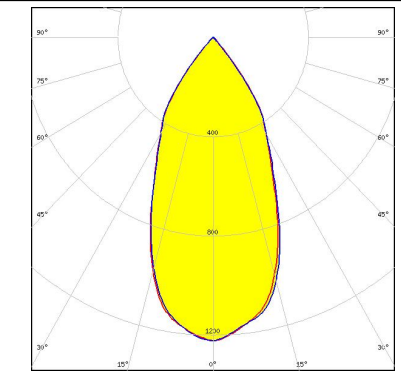

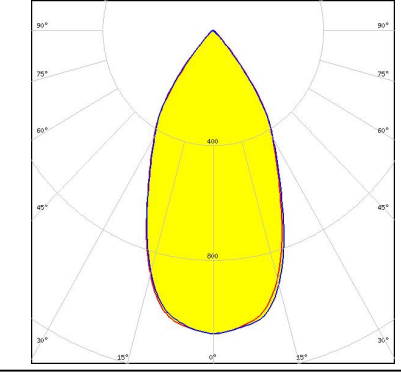

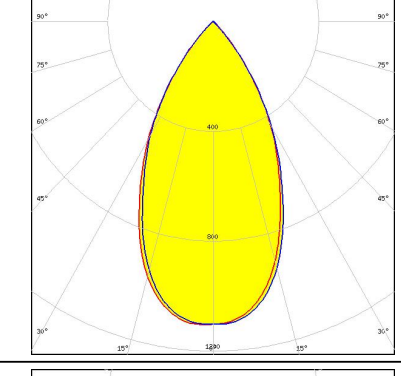

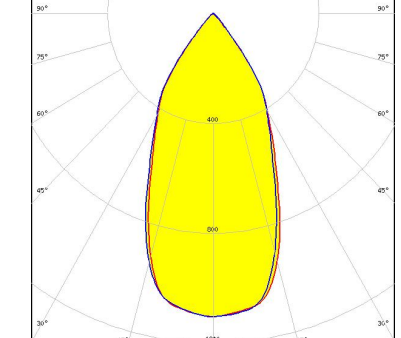
PHOTOMETRIC DATA (MEASURED):

| | | |
|-------------------------------------------------------------------------------------------------------------------------------------------------------------------------------------------------------------------------|--------------------------------------------------------------------------------------|---------------------------------------------------------------------------------------|
| <p>bridgelux.</p> <p>LED V13 Gen7</p> <p>FWHM 49.0°</p> <p>Efficiency 84 %</p> <p>Peak intensity 1.100 cd/lm</p> <p>Required components: F13671_ANGE-RZ-LENS TE: 2213254-2 + OPTIC CLIP Z50 TYPE1 2213194-1</p> |  |  |
| <p>bridgelux.</p> <p>LED V13 Gen7</p> <p>FWHM 46.0°</p> <p>Efficiency 89 %</p> <p>Peak intensity 1.300 cd/lm</p> <p>Required components: TE: 2213254-2 + OPTIC CLIP Z50 TYPE1 2213194-1</p> |  |  |
| <p>bridgelux.</p> <p>LED V22 Gen6</p> <p>FWHM 51.0°</p> <p>Efficiency 84 %</p> <p>Peak intensity 1.100 cd/lm</p> <p>Required components: F13671_ANGE-RZ-LENS IDEAL: 50-2204-CT + 50-2100AN</p> |  |  |
| <p>bridgelux.</p> <p>LED V22 Gen6</p> <p>FWHM 49.0°</p> <p>Efficiency 88 %</p> <p>Peak intensity 1.200 cd/lm</p> <p>Required components: IDEAL: 50-2204-CT + 50-2100AN</p> |  |  |

PHOTOMETRIC DATA (MEASURED):

| | | |
|---------------------------------------------------------------------------------------------------------------------------------------------------------------------------------------------------------------------------------|--------------------------------------------------------------------------------------|---------------------------------------------------------------------------------------|
| <p>bridgelux.</p> <p>LED Vero SE 13</p> <p>FWHM 47.0°</p> <p>Efficiency 88 %</p> <p>Peak intensity 1.200 cd/lm</p> <p>Required components:</p> <p> C16402_CLAMP-VEROSE-13-18</p> |  |  |
| <p>bridgelux.</p> <p>LED Vero SE 18</p> <p>FWHM 49.0°</p> <p>Efficiency 88 %</p> <p>Peak intensity 1.200 cd/lm</p> <p>Required components:</p> <p> C16402_CLAMP-VEROSE-13-18</p> |  |  |
| <p>bridgelux.</p> <p>LED VERO13</p> <p>FWHM 50.0°</p> <p>Efficiency 84 %</p> <p>Peak intensity 1.100 cd/lm</p> <p>Required components:</p> <p> C13658_CLAMP-VERO13-18</p> <p> F13671_ANGE-RZ-LENS</p> |  |  |
| <p>bridgelux.</p> <p>LED VERO13</p> <p>FWHM 46.0°</p> <p>Efficiency 88 %</p> <p>Peak intensity 1.300 cd/lm</p> <p>Required components:</p> <p> C13658_CLAMP-VERO13-18</p> |  |  |

PHOTOMETRIC DATA (MEASURED):

| | | |
|----------------------------------------------------------------------------------------------------------------------------------------------------------------------------------------------------------------------------------|--------------------------------------------------------------------------------------|---------------------------------------------------------------------------------------|
| <p>bridgelux.</p> <p>LED VERO18</p> <p>FWHM 48.0°</p> <p>Efficiency 88 %</p> <p>Peak intensity 1.200 cd/lm</p> <p>Required components: C13658_CLAMP-VERO13-18</p> |  |  |
| <p>bridgelux.</p> <p>LED VERO18</p> <p>FWHM 52.0°</p> <p>Efficiency 84 %</p> <p>Peak intensity 1.100 cd/lm</p> <p>Required components: C13658_CLAMP-VERO13-18 F13671_ANGE-RZ-LENS</p> |  |  |
| <p>bridgelux.</p> <p>LED VERO29</p> <p>FWHM 54.0°</p> <p>Efficiency 89 %</p> <p>Peak intensity 1.100 cd/lm</p> <p>Required components: C13584_CLAMP-VERO29</p> |  |  |
| <p>CITIZEN</p> <p>LED CLL03x/CLU03x</p> <p>FWHM 49.0°</p> <p>Efficiency 83 %</p> <p>Peak intensity 1.100 cd/lm</p> <p>Required components: F13671_ANGE-RZ-LENS TE: 2213254-2 + OPTIC CLIP Z50 TYPE1 2213194-1</p> |  |  |

PHOTOMETRIC DATA (MEASURED):

CITIZEN

LED CLL03x/CLU03x

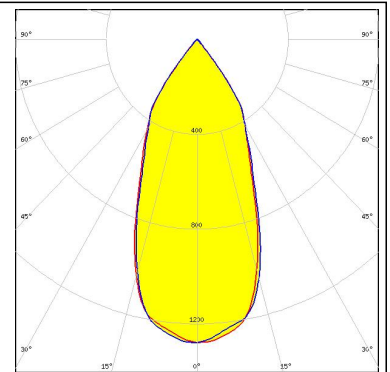

FWHM 45.0°

Efficiency 88 %

Peak intensity 1.300 cd/lm

Required components:

TE: 2213254-2 + OPTIC CLIP Z50 TYPE1 2213194-1



CITIZEN

LED CLL03x/CLU03x

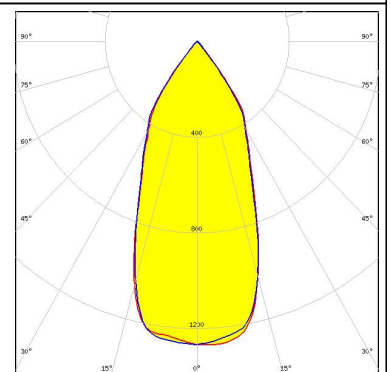

FWHM 45.0°

Efficiency 87 %

Peak intensity 1.300 cd/lm

Required components:

IDEAL: 50-2103CT + 50-2100AN



CITIZEN

LED CLL03x/CLU03x

FWHM 49.0°

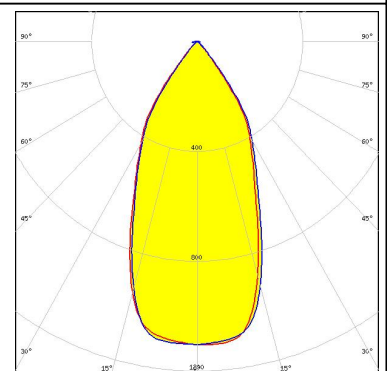

Efficiency 83 %

Peak intensity 1.100 cd/lm

Required components:

F13671_ANGE-RZ-LENS

IDEAL: 50-2103CT + 50-2100AN



CITIZEN

LED CLL04x/CLU04x

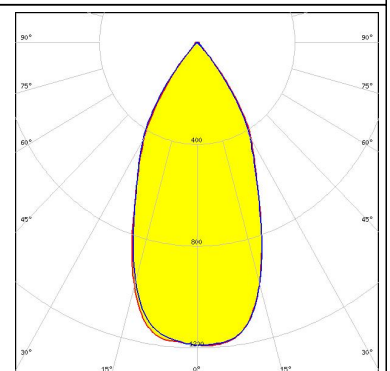

FWHM 49.0°

Efficiency 88 %

Peak intensity 1.200 cd/lm

Required components:

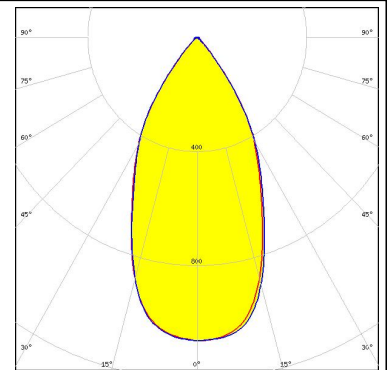
IDEAL: 50-2204-CT + 50-2100AN



PHOTOMETRIC DATA (MEASURED):

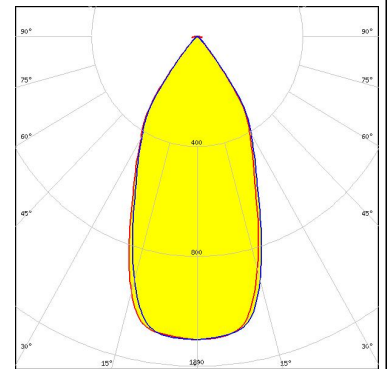

CITIZEN

LED CLL04x/CLU04x
FWHM 51.0°
Efficiency 84 %
Peak intensity 1.100 cd/lm
Required components:
F13671_ANGE-RZ-LENS
IDEAL: 50-2204-CT + 50-2100AN



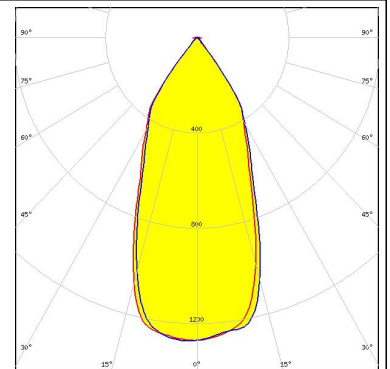

CITIZEN

LED CLU730/731
FWHM 48.0°
Efficiency 83 %
Peak intensity 1.100 cd/lm
Required components:
F13671_ANGE-RZ-LENS
IDEAL: 50-2204-CT + 50-2100AN



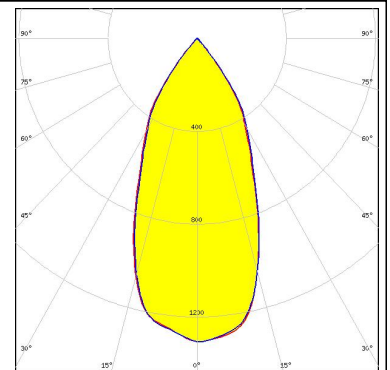

CITIZEN

LED CLU730/731
FWHM 45.0°
Efficiency 87 %
Peak intensity 1.300 cd/lm
Required components:
IDEAL: 50-2204-CT + 50-2100AN



CREE

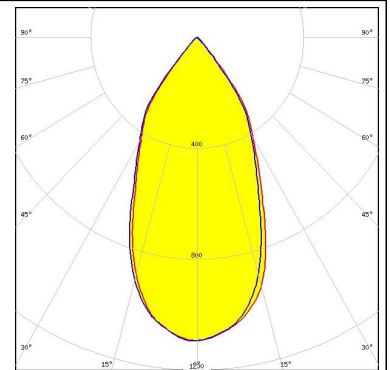

LED CMA2550
FWHM 46.0°
Efficiency 90 %
Peak intensity 1.300 cd/lm
Required components:
C14036_CLAMP_CXA25-30



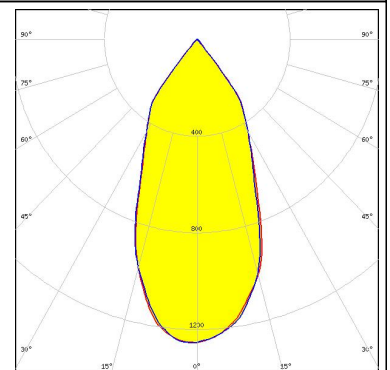

PHOTOMETRIC DATA (MEASURED):



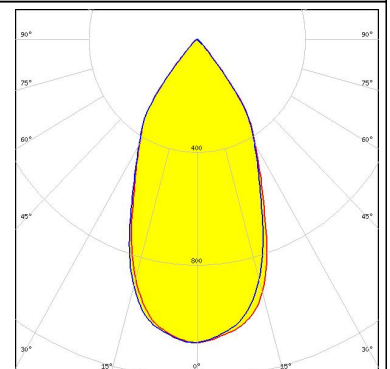

LED CXA/B 15xx
 FWHM 50.0°
 Efficiency 85 %
 Peak intensity 1.100 cd/lm
 Required components:
 C14123_CLAMP-CXA15-18
 F13671_ANGE-RZ-LENS



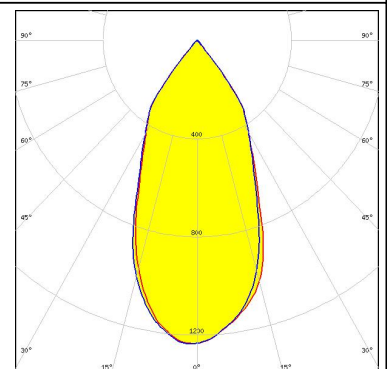

LED CXA/B 15xx
 FWHM 46.0°
 Efficiency 89 %
 Peak intensity 1.300 cd/lm
 Required components:
 C14123_CLAMP-CXA15-18



LED CXA/B 1816 & CXA/B 1820 & CXA 1850
 FWHM 51.0°
 Efficiency 85 %
 Peak intensity 1.100 cd/lm
 Required components:
 C14123_CLAMP-CXA15-18
 F13671_ANGE-RZ-LENS



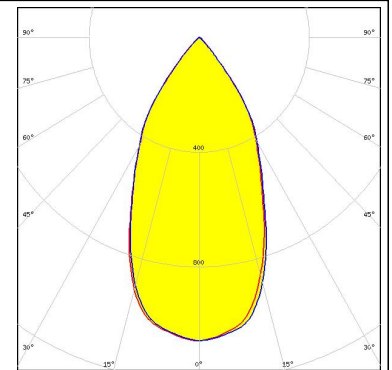
LED CXA/B 1816 & CXA/B 1820 & CXA 1850
 FWHM 47.0°
 Efficiency 89 %
 Peak intensity 1.200 cd/lm
 Required components:
 C14123_CLAMP-CXA15-18



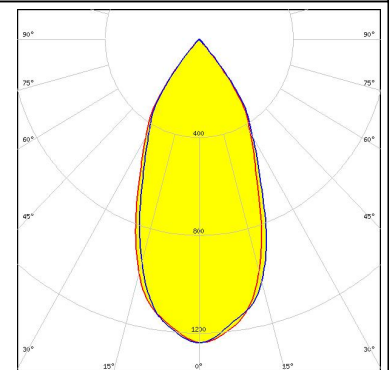

PHOTOMETRIC DATA (MEASURED):



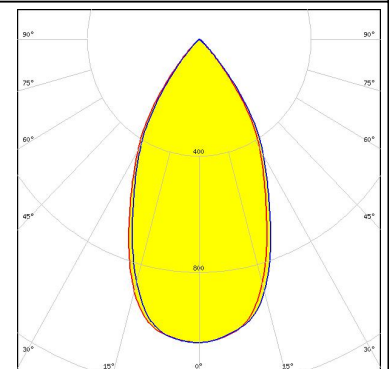

LED CXA/B 25xx
 FWHM 52.0°
 Efficiency 84 %
 Peak intensity 1.100 cd/lm
 Required components:
 C14036_CLAMP_CXA25-30
 F13671_ANGE-RZ-LENS



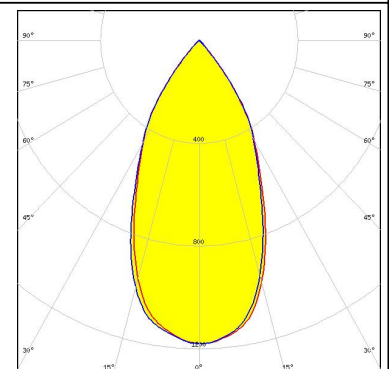

LED CXA/B 25xx
 FWHM 47.0°
 Efficiency 88 %
 Peak intensity 1.200 cd/lm
 Required components:
 C14036_CLAMP_CXA25-30



LED CXA/B 30xx
 FWHM 53.0°
 Efficiency 85 %
 Peak intensity 1.000 cd/lm
 Required components:
 C14036_CLAMP_CXA25-30
 F13671_ANGE-RZ-LENS



LED CXA/B 30xx
 FWHM 50.0°
 Efficiency 89 %
 Peak intensity 1.200 cd/lm
 Required components:
 C14036_CLAMP_CXA25-30



PHOTOMETRIC DATA (MEASURED):

LUMILEDS

LED LUXEON CoB 1204/1205

FWHM 45.0°

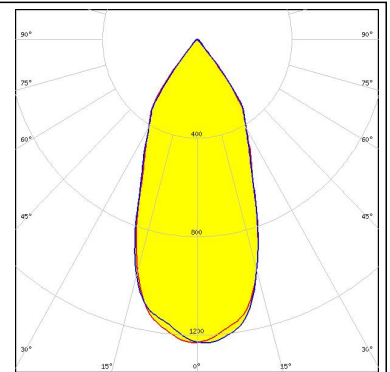

Efficiency 85 %

Peak intensity 1.200 cd/lm

Required components:

F15176_ANGELETTE-LENS

TE: 2213130-2 + OPTIC CLIP Z50 TYPE1 2213194-1



LUMILEDS

LED LUXEON CoB 1204/1205

FWHM 46.0°

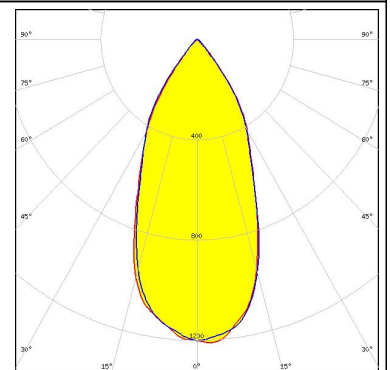

Efficiency 85 %

Peak intensity 1.200 cd/lm

Required components:

F15412_ANGELETTE-DL

TE: 2213130-2 + OPTIC CLIP Z50 TYPE1 2213194-1



LUMILEDS

LED LUXEON CoB 1204/1205

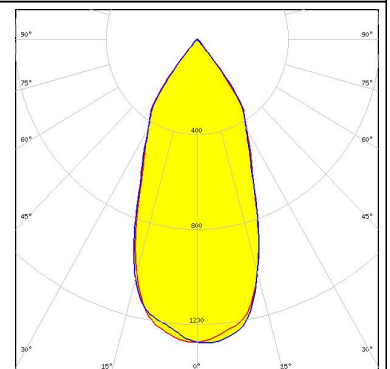

FWHM 45.0°

Efficiency 88 %

Peak intensity 1.300 cd/lm

Required components:

TE: 2213130-2 + OPTIC CLIP Z50 TYPE1 2213194-1



LUMILEDS

LED LUXEON CoB 1208

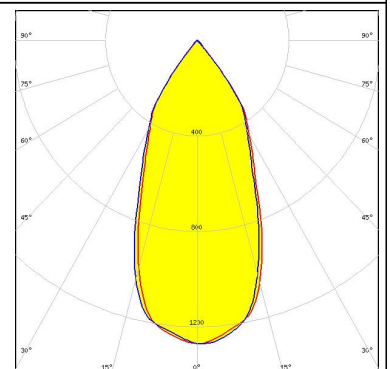

FWHM 46.0°

Efficiency 88 %

Peak intensity 1.300 cd/lm

Required components:

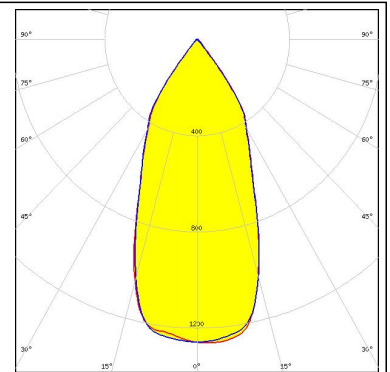

TE: 2213130-2 + OPTIC CLIP Z50 TYPE1 2213194-1



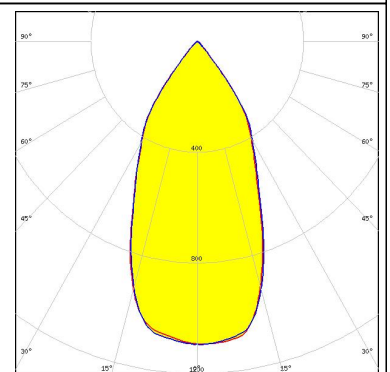

PHOTOMETRIC DATA (MEASURED):



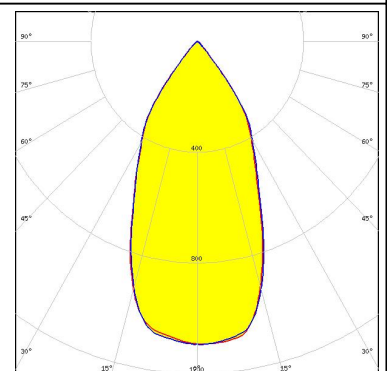

LED LUXEON CoB 1208
FWHM 45.0°
Efficiency 88 %
Peak intensity 1.300 cd/lm
Required components:
IDEAL: 50-2100SH + 50-2100AN



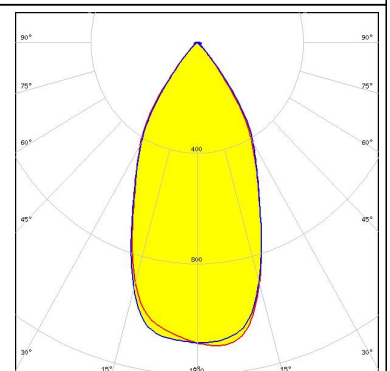

LED LUXEON CoB 1208
FWHM 49.0°
Efficiency 83 %
Peak intensity 1.100 cd/lm
Required components:
F13671_ANGE-RZ-LENS
TE: 2213130-2 + OPTIC CLIP Z50 TYPE1 2213194-1



LED LUXEON CoB 1208
FWHM 49.0°
Efficiency 83 %
Peak intensity 1.100 cd/lm
Required components:
F13671_ANGE-RZ-LENS
IDEAL: 50-2100SH + 50-2100AN



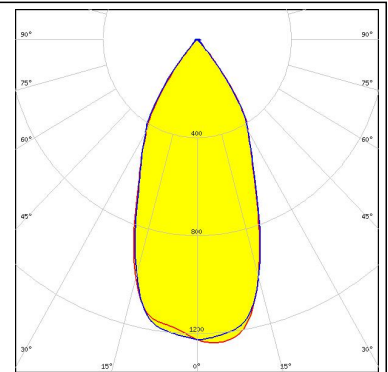

LED LUXEON CoB 1211
FWHM 50.0°
Efficiency 84 %
Peak intensity 1.100 cd/lm
Required components:
F13671_ANGE-RZ-LENS
IDEAL: 50-2204-CT + 50-2100AN



PHOTOMETRIC DATA (MEASURED):

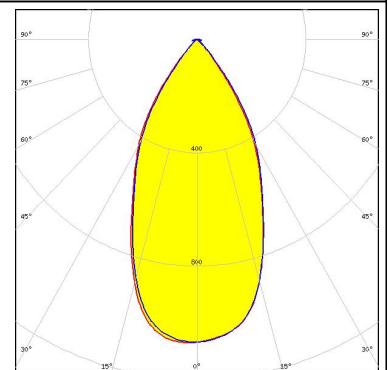

LUMILEDS

LED LUXEON CoB 1211
 FWHM 47.0°
 Efficiency 88 %
 Peak intensity 1.200 cd/lm
 Required components:
 IDEAL: 50-2204-CT + 50-2100AN



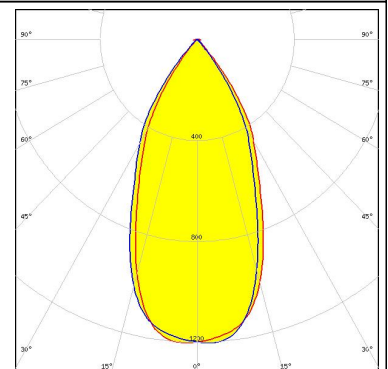

LUMILEDS

LED LUXEON CoB 1216/1812
 FWHM 51.0°
 Efficiency 84 %
 Peak intensity 1.100 cd/lm
 Required components:
 F13671_ANGE-RZ-LENS
 IDEAL: 50-2204-CT + 50-2100AN



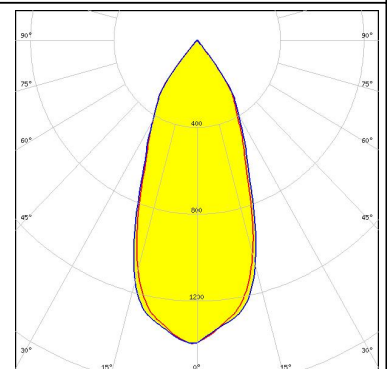

LUMILEDS

LED LUXEON CoB 1216/1812
 FWHM 48.0°
 Efficiency 88 %
 Peak intensity 1.200 cd/lm
 Required components:
 IDEAL: 50-2204-CT + 50-2100AN



LUMINUS

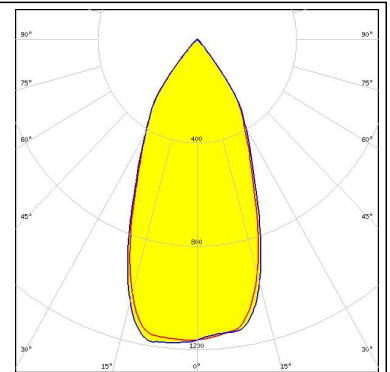

LED CDM-14 (Dim-To-Warm)
 FWHM 43.0°
 Efficiency 89 %
 Peak intensity 1.400 cd/lm
 Required components:
 C13658_CLAMP-VERO13-18
 Bender Wirth: 491 Typ L2



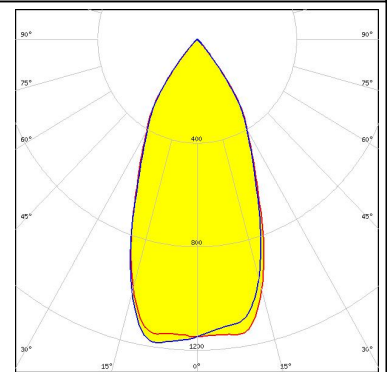

PHOTOMETRIC DATA (MEASURED):



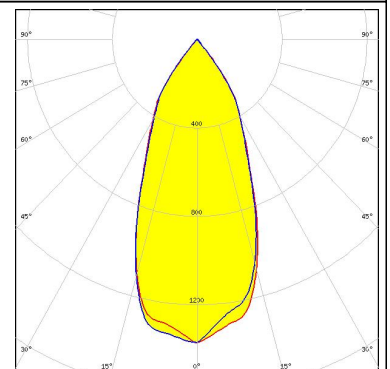

LED CDM-14 (Dim-To-Warm)
 FWHM 47.0°
 Efficiency 85 %
 Peak intensity 1.200 cd/lm
 Required components:
 C13658_CLAMP-VERO13-18
 F13671_ANGE-RZ-LENS
 Bender Wirth: 491 Typ L2



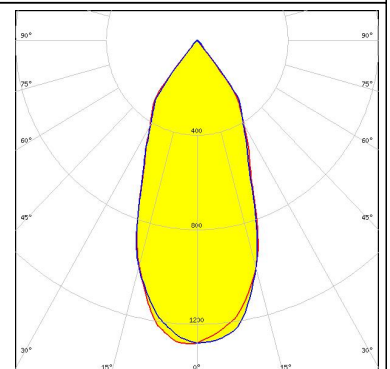

LED CDM-18 (Dim-To-Warm)
 FWHM 48.0°
 Efficiency 85 %
 Peak intensity 1.200 cd/lm
 Required components:
 C13658_CLAMP-VERO13-18
 F13671_ANGE-RZ-LENS
 Bender Wirth: 491 Typ L2



LED CDM-18 (Dim-To-Warm)
 FWHM 44.0°
 Efficiency 88 %
 Peak intensity 1.400 cd/lm
 Required components:
 C13658_CLAMP-VERO13-18
 Bender Wirth: 491 Typ L2



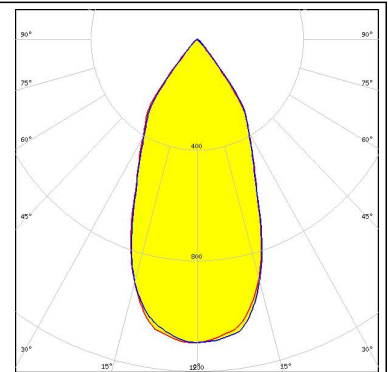
LED CDM-9 (Dim-To-Warm)
 FWHM 44.0°
 Efficiency 87 %
 Peak intensity 1.300 cd/lm
 Required components:
 C13658_CLAMP-VERO13-18
 Bender Wirth: 490 Typ L1



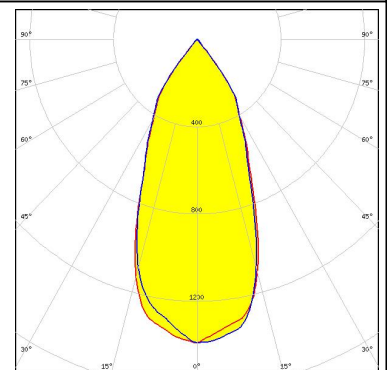

PHOTOMETRIC DATA (MEASURED):



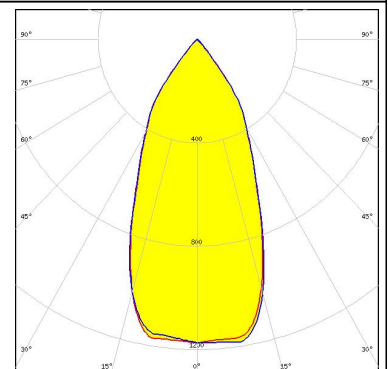

LED CDM-9 (Dim-To-Warm)
FWHM 48.0°
Efficiency 82 %
Peak intensity 1.100 cd/lm
Required components:
C13658_CLAMP-VERO13-18
F13671_ANGE-RZ-LENS
Bender Wirth: 490 Typ L1



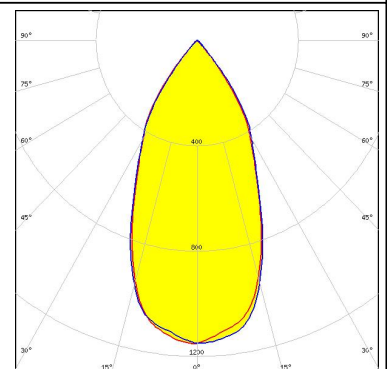

LED CTM-14 (Tunable White)
FWHM 44.0°
Efficiency 89 %
Peak intensity 1.400 cd/lm
Required components:
C13584_CLAMP-VERO29
Bender Wirth: 442 Typ L3



LED CTM-14 (Tunable White)
FWHM 48.0°
Efficiency 85 %
Peak intensity 1.200 cd/lm
Required components:
C13584_CLAMP-VERO29
F13671_ANGE-RZ-LENS
Bender Wirth: 442 Typ L3



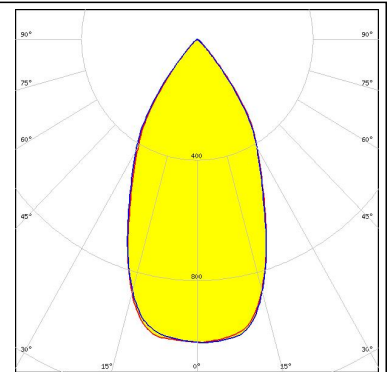

LED CTM-22 (Tunable White)
FWHM 49.0°
Efficiency 86 %
Peak intensity 1.150 cd/lm
Required components:
C13584_CLAMP-VERO29
Bender Wirth: 494 Typ L3



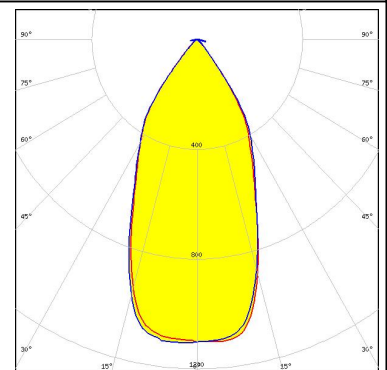

PHOTOMETRIC DATA (MEASURED):



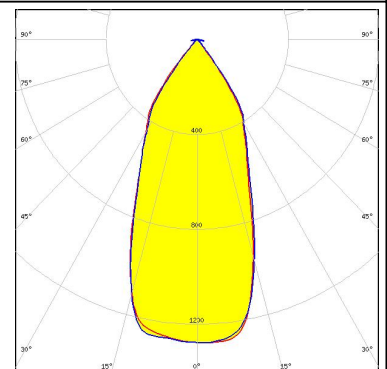

LED CTM-22 (Tunable White)
 FWHM 52.0°
 Efficiency 82 %
 Peak intensity 1.000 cd/lm
 Required components:
 C13584_CLAMP-VERO29
 F13671_ANGE-RZ-LENS
 Bender Wirth: 494 Typ L3



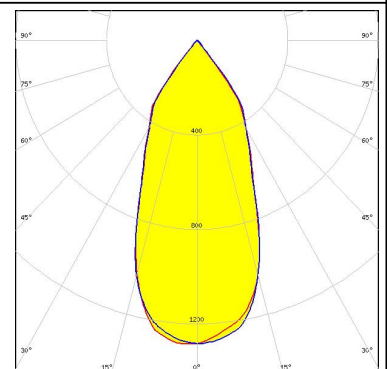

LED COB J-Type
 FWHM 48.0°
 Efficiency 84 %
 Peak intensity 1.100 cd/lm
 Required components:
 F13671_ANGE-RZ-LENS
 IDEAL: 50-2103NC + 50-2100AN



LED COB J-Type
 FWHM 44.0°
 Efficiency 89 %
 Peak intensity 1.300 cd/lm
 Required components:
 IDEAL: 50-2103NC + 50-2100AN



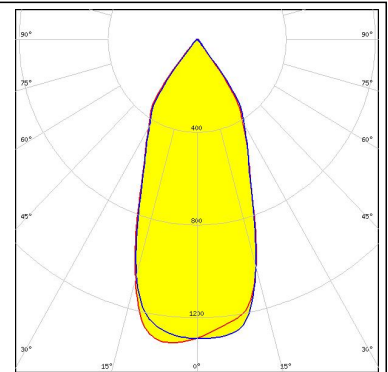

LED COB L-Type (LES 11)
 FWHM 45.0°
 Efficiency 88 %
 Peak intensity 1.300 cd/lm
 Required components:
 TE: 2213382-2 + OPTIC CLIP Z50 TYPE1 2213194-1



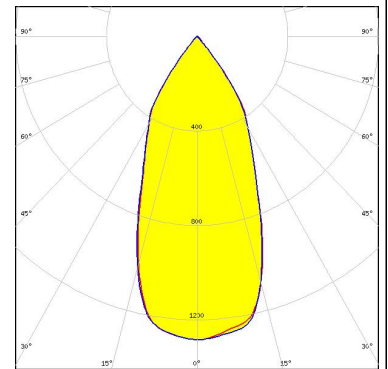

PHOTOMETRIC DATA (MEASURED):



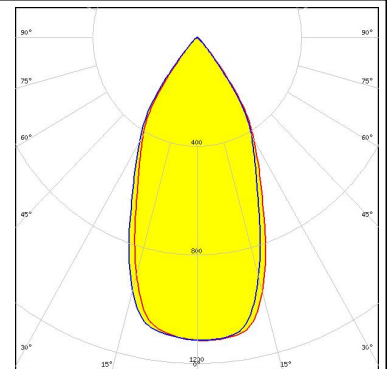

LED COB L-Type (LES 11)
 FWHM 44.0°
 Efficiency 87 %
 Peak intensity 1.300 cd/lm
 Required components:
 IDEAL: 50-2100NC + 50-2100AN



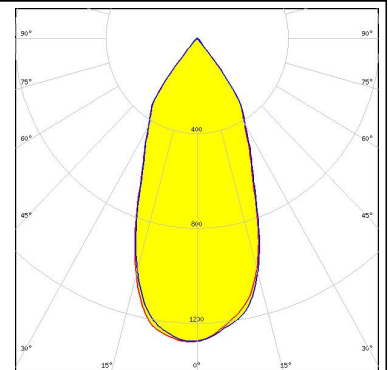

LED PrevaLED Core Z4 LES19
 FWHM 46.0°
 Efficiency 88 %
 Peak intensity 1.300 cd/lm
 Required components:
 TE: OPTIC CLIP Z50 TYPE1 2213194-1



LED PrevaLED Core Z4 LES19
 FWHM 49.0°
 Efficiency 84 %
 Peak intensity 1.100 cd/lm
 Required components:
 F13671_ANGE-RZ-LENS
 TE: 2213130-2



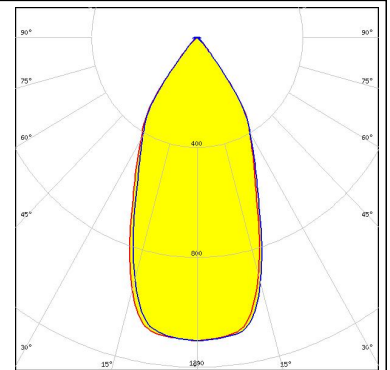

LED Soleriq S13 Gen2
 FWHM 45.0°
 Efficiency 87 %
 Peak intensity 1.300 cd/lm
 Required components:
 TE: 2213254-2 + OPTIC CLIP Z50 TYPE1 2213194-1



PHOTOMETRIC DATA (MEASURED):

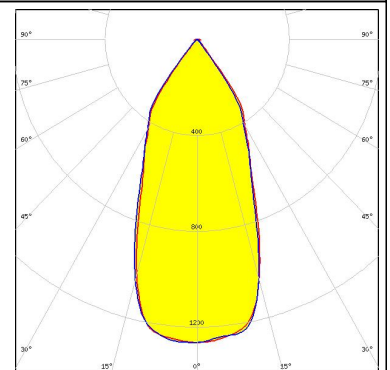

OSRAM
Opto Semiconductors

LED Soleriq S13 Gen2
 FWHM 48.0°
 Efficiency 83 %
 Peak intensity 1.100 cd/lm
 Required components:
 F13671_ANGE-RZ-LENS
 IDEAL: 50-2204-CT + 50-2100AN



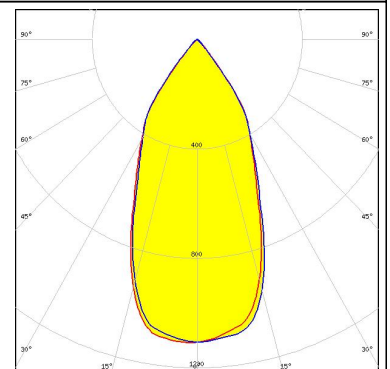

OSRAM
Opto Semiconductors

LED Soleriq S13 Gen2
 FWHM 45.0°
 Efficiency 87 %
 Peak intensity 1.300 cd/lm
 Required components:
 IDEAL: 50-2103CT + 50-2100AN



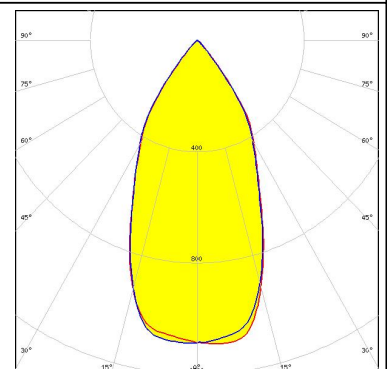

OSRAM
Opto Semiconductors

LED Soleriq S13 Gen2
 FWHM 49.0°
 Efficiency 84 %
 Peak intensity 1.100 cd/lm
 Required components:
 F13671_ANGE-RZ-LENS
 TE: 2213254-2 + OPTIC CLIP Z50 TYPE1 2213194-1



OSRAM
Opto Semiconductors

LED Soleriq S19
 FWHM 50.0°
 Efficiency 84 %
 Peak intensity 1.100 cd/lm
 Required components:
 F13671_ANGE-RZ-LENS
 TE: 2213407-2 + OPTIC CLIP Z50 TYPE1 2213194-1



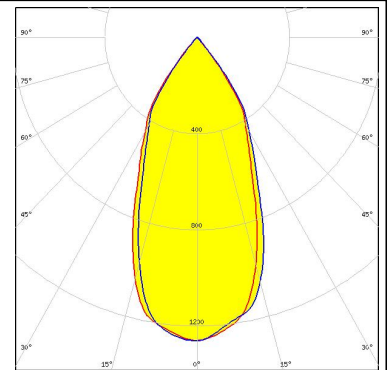
PHOTOMETRIC DATA (MEASURED):

OSRAM
Opto Semiconductors

LED Soleriq S19
FWHM 46.0°
Efficiency 88 %
Peak intensity 1.300 cd/lm

Required components:

TE: 2213407-2 + OPTIC CLIP Z50 TYPE1 2213194-1

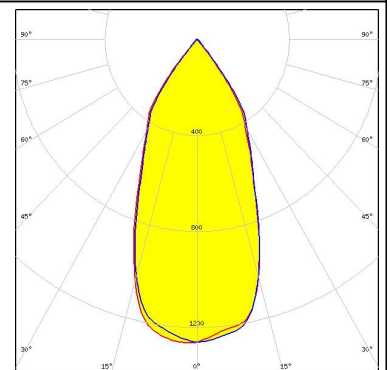



PHILIPS

LED Fortimo SLM L15 Standard
FWHM 46.0°
Efficiency 88 %
Peak intensity 1.300 cd/lm

Required components:

TE: OPTIC CLIP Z50 TYPE1 2213194-1



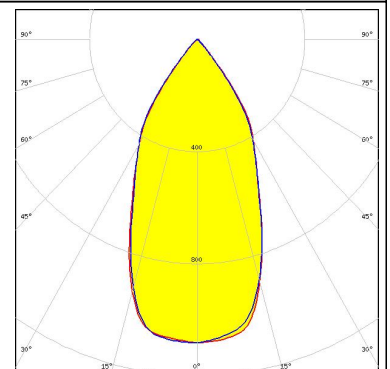

PHILIPS

LED Fortimo SLM L15 Standard
FWHM 50.0°
Efficiency 83 %
Peak intensity 1.100 cd/lm

Required components:

F13671_ANGE-RZ-LENS

TE: OPTIC CLIP Z50 TYPE1 2213194-1

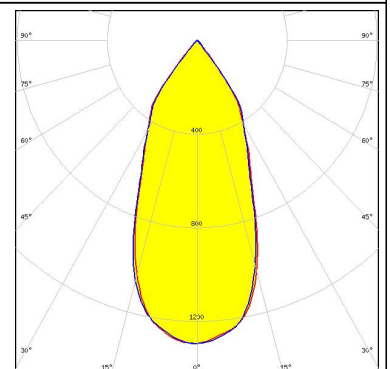



SAMSUNG

LED LC040C
FWHM 45.0°
Efficiency 88 %
Peak intensity 1.300 cd/lm

Required components:

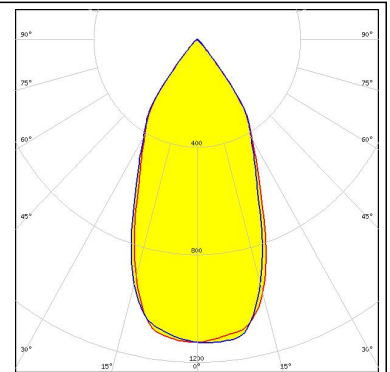

TE: 2213382-2 + OPTIC CLIP Z50 TYPE1 2213194-1



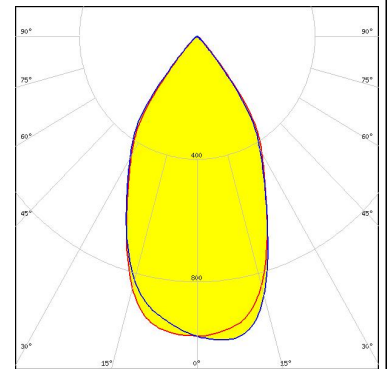

PHOTOMETRIC DATA (MEASURED):

SAMSUNG

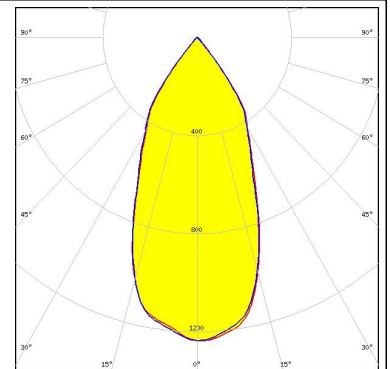

LED LC040C
 FWHM 48.0°
 Efficiency 84 %
 Peak intensity 1.100 cd/lm
 Required components:
 F13671_ANGE-RZ-LENS
 TE: 2213382-2 + OPTIC CLIP Z50 TYPE1 2213194-1



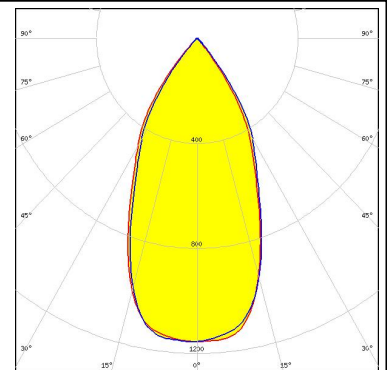

SEOUL SEMICONDUCTOR
 LED AC Zhaga COB
 FWHM 55.0°
 Efficiency 84 %
 Peak intensity 0.990 cd/lm
 Required components:
 F13671_ANGE-RZ-LENS
 Optosource: SEHSMJD-A



SEOUL SEMICONDUCTOR
 LED MJT COB LES 14.5
 FWHM 47.0°
 Efficiency 87 %
 Peak intensity 1.200 cd/lm
 Required components:
 TE: 2213254-2 + OPTIC CLIP Z50 TYPE1 2213194-1



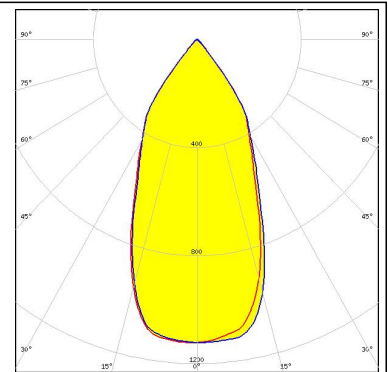

SEOUL SEMICONDUCTOR
 LED MJT COB LES 22
 FWHM 50.0°
 Efficiency 86 %
 Peak intensity 1.200 cd/lm
 Required components:
 C13584_CLAMP-VERO29
 Bender Wirth: 431 Typ L3



PHOTOMETRIC DATA (MEASURED):

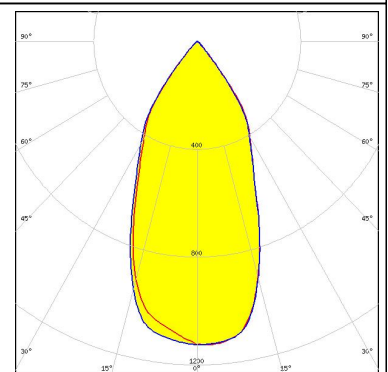

TRIDONIC

LED SLE G1 11mm 1000lm 927 Sunset R EXC
FWHM 48.0°
Efficiency 84 %
Peak intensity 1.100 cd/lm
Required components:
F13671_ANGE-RZ-LENS
TE: 2213254-2 + OPTIC CLIP Z50 TYPE1 2213194-1



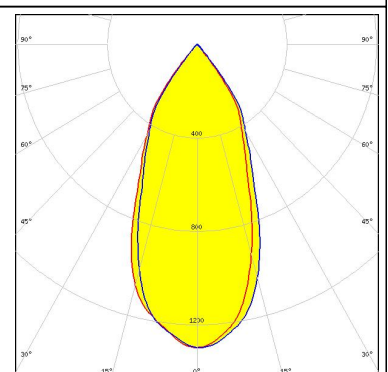

TRIDONIC

LED SLE G1 15mm 2000lm 927 Sunset R EXC
FWHM 47.0°
Efficiency 84 %
Peak intensity 1.100 cd/lm
Required components:
F13671_ANGE-RZ-LENS
TE: 2213254-2 + OPTIC CLIP Z50 TYPE1 2213194-1



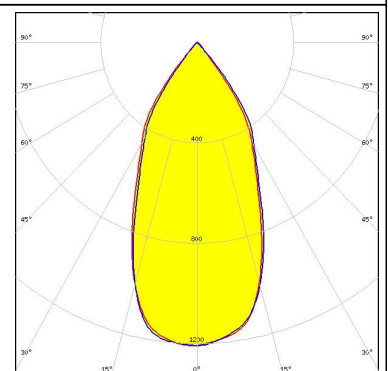

VS LIGHTING SOLUTIONS

LED WU-M-484
FWHM 45.0°
Efficiency 87 %
Peak intensity 1.300 cd/lm
Required components:
TE: OPTIC CLIP Z50 TYPE1 2213194-1



XICATO

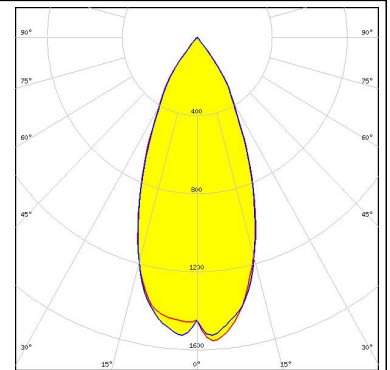
LED XTM - 19mm LES
FWHM 49.0°
Efficiency 89 %
Peak intensity 1.200 cd/lm
Required components:
C16491_XTM-ADAPTER-50-A



PHOTOMETRIC DATA (SIMULATED):

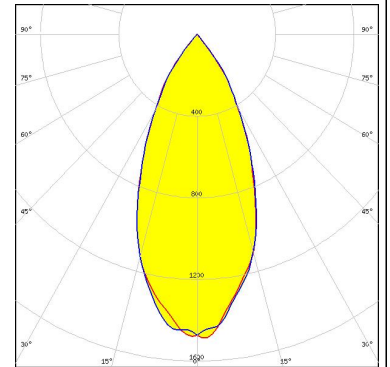
bridgelux.

LED V13 Gen7
FWHM 44.0°
Efficiency 90 %
Peak intensity 1.500 cd/lm
Required components:
IDEAL: 50-2103CT + 50-2100AN



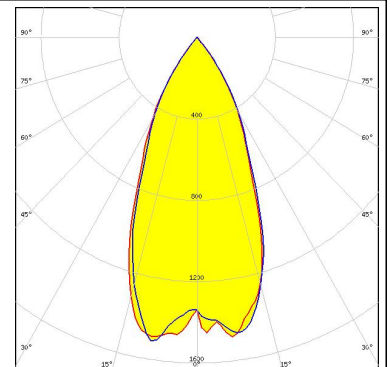
bridgelux.

LED V13 Gen7
FWHM 45.0°
Efficiency 90 %
Peak intensity 1.490 cd/lm
Required components:
C13658_CLAMP-VERO13-18
Bender Wirth: 477 Typ L1



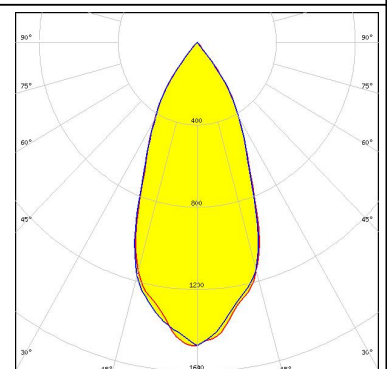
bridgelux.

LED V22 Gen7
FWHM 45.0°
Efficiency 94 %
Peak intensity 1.522 cd/lm
Required components:
IDEAL: 50-2204-CT + 50-2100AN



TRIDONIC

LED SLE G6 LES15
FWHM 44.0°
Efficiency 89 %
Peak intensity 1.500 cd/lm
Required components:
TE: 2213254-2 + OPTIC CLIP Z50 TYPE1 2213194-1



PHOTOMETRIC DATA (SIMULATED):

TRIDONIC

LED SLE G6 LES17

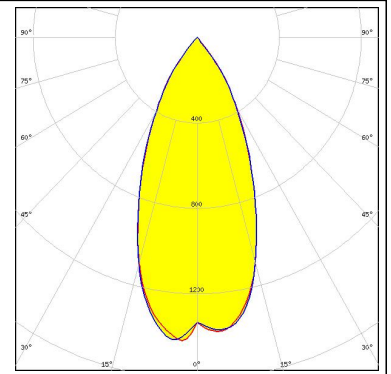
FWHM 45.0°

Efficiency 86 %

Peak intensity 1.420 cd/lm

Required components:

TE: 2213254-2 + OPTIC CLIP Z50 TYPE1 2213194-1



GENERAL INFORMATION:

NOTE: The typical beam angle will be changed by different color, chip size and chip position tolerance. The typical total beam angle is the full angle measured where the luminous intensity is half of the peak value.

Due to use of high power COB's with this product, special attention to proper thermal design is highly recommended. LEDiL has no liability for direct, indirect or consecutive damages arising from the LEDiL products being used outside of the recommended temperature range.

MATERIALS:

As part of our continuous research and improvement processes, and to ensure the best possible quality and availability of our products, LEDiL reserves the right to change material grades without notice.

PRODUCT DATA USER AGREEMENT AND DISCLAIMER:

The measured data in the provided downloadable LEDiL Product Datasheets and Mechanical 2D-Drawings is rounded and provided as reference for planning. LEDiL Oy's optical specifications have been verified by conducting performance testing of the products in accordance with the company's quality system. The reported data are averaged results of multiple measurements with typical variation. LEDiL Oy reserves the right to without prior notification make changes and improvements to its products.

LEDiL Oy assumes neither warranty, nor guarantee nor any other liability of any kind for the contents and correctness of the provided data. The provided data has been generated with highest diligence but the provided data may in reality not represent the complete possible variation range of all intrinsic parameters. Therefore, in certain cases a deviation from the provided data could occur.

LEDiL Oy reserves the right to undertake technical changes of its products without further notification which could lead to changes in the provided data. LEDiL Oy assumes no liability of any kind for the possible deviation from any provided data or any other damage resulting from the usage of the provided data.

The user agrees to this disclaimer and user agreement with the download or usage of the provided files.

LEDiL Oy

Joensuunkatu 13
FI-24240 SALO
Finland

LEDiL Inc.

228 West Page Street
Suite D
Sycamore IL 60178
USA

Local sales and technical support

www.ledil.com/where_to_buy

Shipping locations

Salo, Finland
Hong Kong, China

Distribution Partners

www.ledil.com/where_to_buy